

The 4 Things Students Need For Success

Ron Mirr, M.S.W.



Learning Attributes

- What are the 4 learning attributes all students must have to be successful in school?
 - Talk to 1 other person
 - In groups of 4, identify 1 or 2 attributes you have in common
 - Share with the large group

Messages from Parents

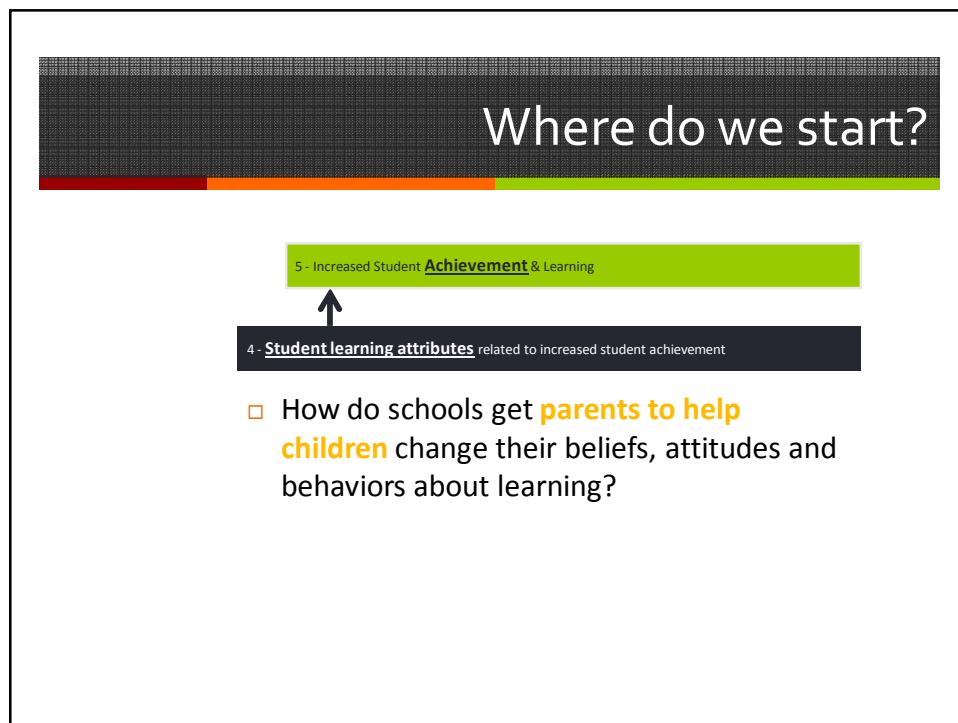
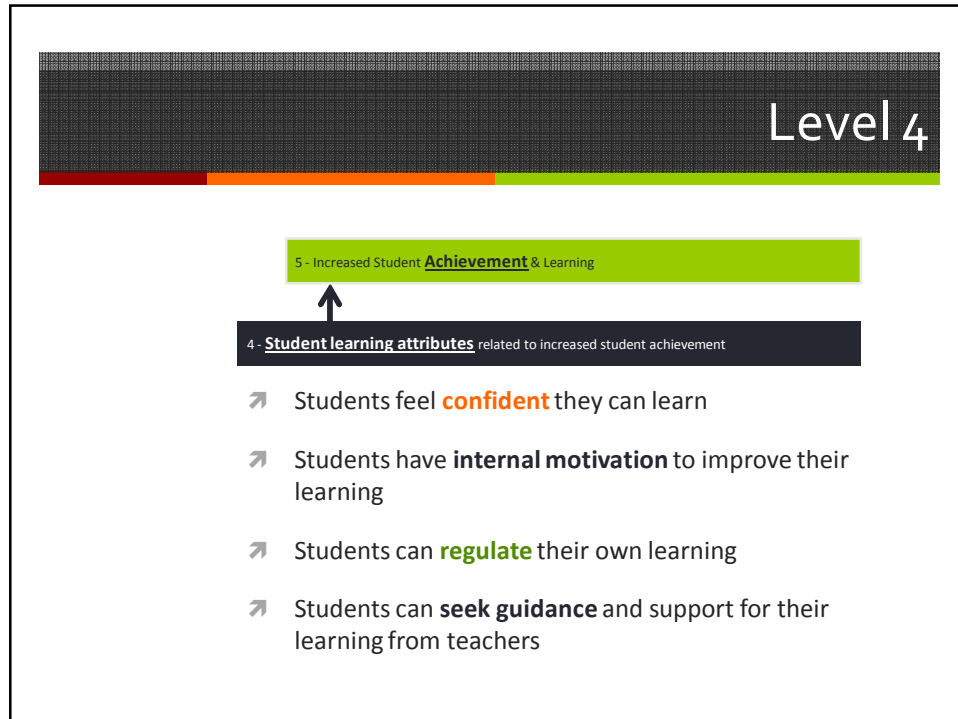
➤ The **3 most important messages** parents can give their children...

1. You need to try hard
2. Homework is very important
3. School and education are very important

➤ 5 Level Model for giving these messages

Level 5

5 - Increased Student **Achievement** & Learning



Level 1

5 - Increased Student **Achievement** & Learning

↑

4 - **Student learning attributes**, related to increased student achievement

- How do schools get **parents to help children** change their beliefs, attitudes and behaviors about learning?
- You must start at **Level 1**

1 – Helping **motivate** parents to be involved and feel **invited**, and **understanding factors** effecting parent participation

Level 1 - Invitations to Participate

- **Motivating** parent participation...
 - How do you help parents **understand how their participation will help** their children learn?
 - How do you help **reinforce parent confidence** that they can effectively help their children?
- Helping parents **feel invited** to participate...
 - How does the school make **general invitations** to encourage parent participation?
 - How do you make **specific invitations** to encourage parent participation?
 - How do **students** in your classes make specific invitation to encourage parent participation?
- Understanding and honoring **factors that effect parent participation**...
 - How are you asking parents about their **level of knowledge and skills** to help students?
 - How are you asking parents about their **time and energy constraints** that effect participation?
 - How are you asking parents about **cultural factors** that effect participation?

1 – Helping **motivate** parents to be involved and feel **invited**, and **understanding factors** effecting parent participation

Level 1.5 - Where

- How do you help parents understand how to promote **values, goals, expectations and aspirations** related to learning?
- How do you help parents understand what they can do **at home** that supports what is being taught in the classroom?
- How do you help maintain effective **2-way communication** with parents?
- How do you help parents understand what they can do **at school** that supports learning?

1.5 – **Where** parents can influence their children's learning behaviors and beliefs



1 – Helping **motivate** parents to be involved and feel **invited**, and **understanding factors** effecting parent participation

Level 2 - What

- How do you help parents to **positively encourage** their children to succeed academically?
- How do you help parents to **model positive ways** in which their children can succeed academically?
- How do you help parents to **reinforce** what their children are doing to succeed academically?
- How do you help parents understand how to **provide instruction** that supports their children's learning?

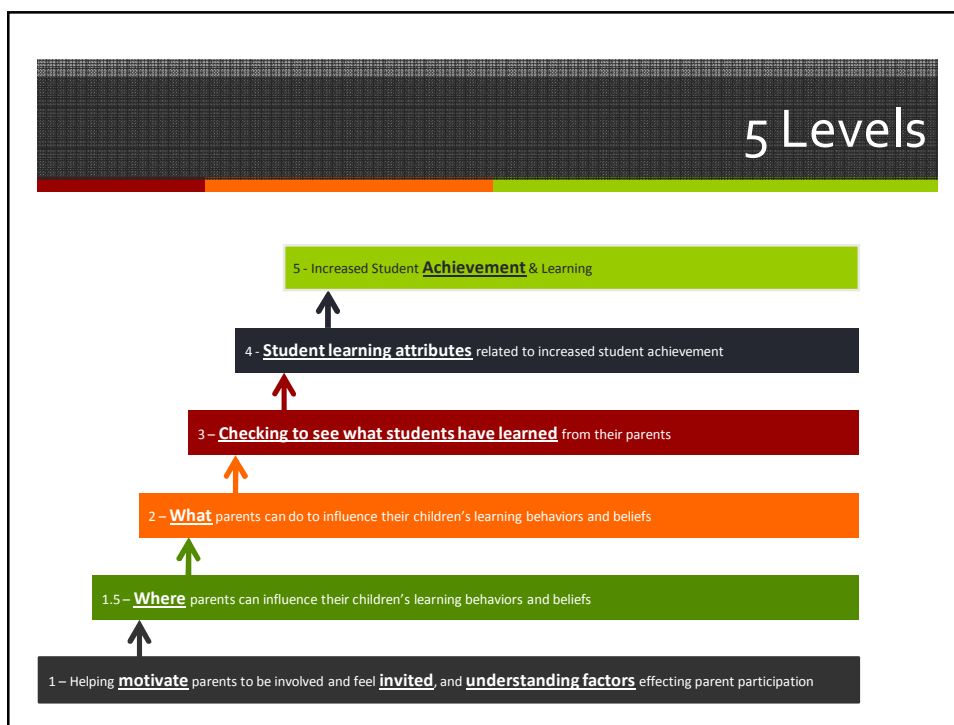
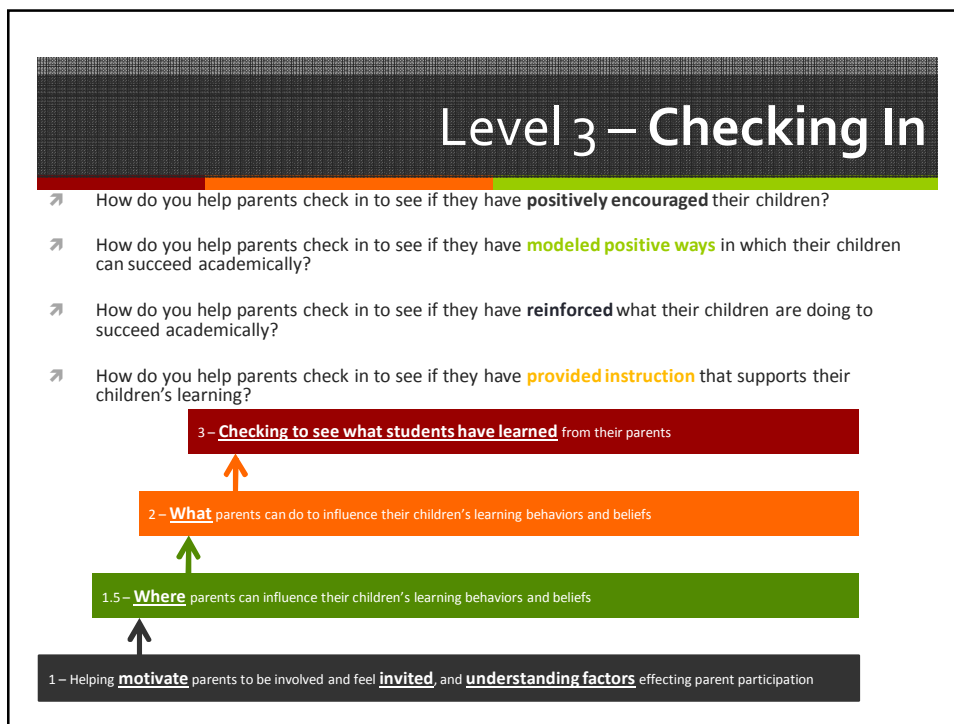
2 – **What** parents can do to influence their children's learning behaviors and beliefs

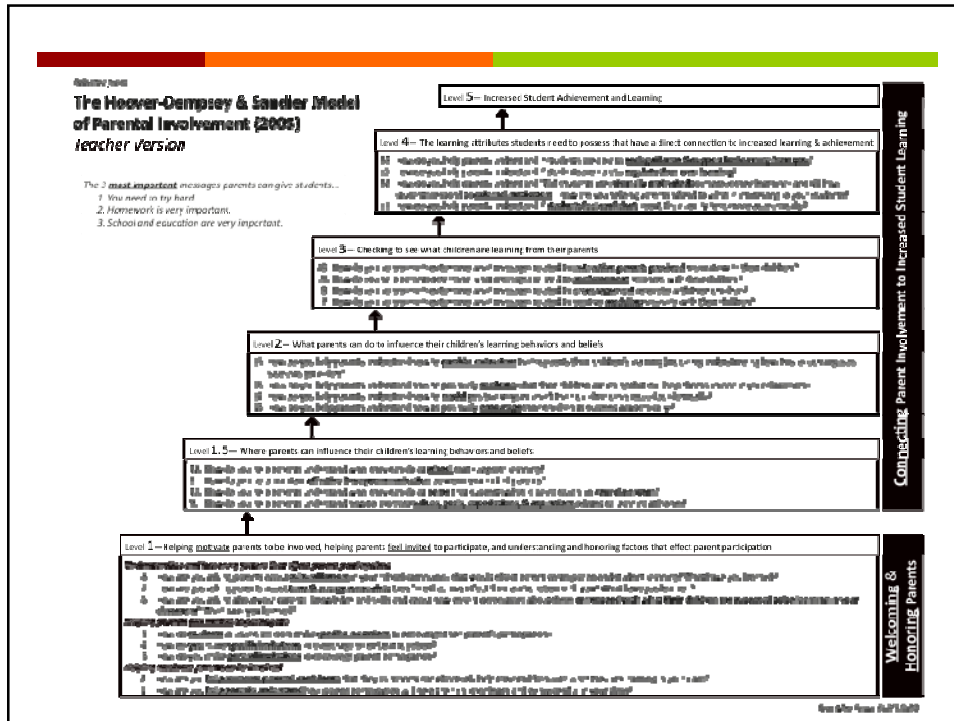


1.5 – **Where** parents can influence their children's learning behaviors and beliefs



1 – Helping **motivate** parents to be involved and feel **invited**, and **understanding factors** effecting parent participation






What did you learn?



- What are the key messages you heard today?
- What questions do you still have?
- What will you do with this information after today?

The Cake of Achievement



The slide features a dark grey header with a fine grid pattern containing the text "The Cake of Achievement". Below the header is a horizontal bar with three colored segments: red, orange, and green. The main body of the slide is white and contains a large, solid black square centered in the middle.

Questions?



The slide features a dark grey header with a fine grid pattern containing the text "Questions?". In the top right corner of the header is a white arrow icon pointing up and to the right. Below the header is a horizontal bar with three colored segments: red, orange, and green. The main body of the slide is white and contains a thin, dark grey horizontal bar at the bottom.